



GRADY-WHITE BOATS



1979



Ed Smith, President, Grady-White Boats, Inc.

Hello...

... I'm Eddie Smith, Jr., builder of Grady-White boats. Let me tell you why owning a Grady-White is a happy experience and a sound investment.

Grady-White first became famous by earning the respect of experienced boaters from New England to the Outer Banks of North Carolina. Our wooden lapstrake boats with wide beams and a flared bow proved to be extremely safe, dependable, and performed superbly even under the roughest sea conditions.

Ten years ago we enhanced the famous Grady-White boats by producing them in easy-to-care-for fiberglass. Every Grady-White hull and deck is still made by the time-consuming hand layup method that insures uniformity, greater strength from stem to stern, superb performance and lasting beauty, year after year. Each Grady-White is handcrafted throughout by skilled craftsmen who take great pride in their work. Our production is limited and unhurried so that we can meet our high standards and create a super boat every time. All Grady-White boats meet or exceed all required safety standards, including flotation.

Our company is family-owned and managed, and is one of the major boat manufacturers in the country. Our greatest personal satisfaction comes from knowing we make for you one of the finest, best performing, and safest boats at a fair price. I know your dealer and his family personally. Giving him the service and factory support he needs is something I enjoy. I have sincerely endeavored to build each boat as if it were being built for me personally. My entire working life has been devoted to this personalized attention to production, sales, and service.

You are invited to visit our new modern air-conditioned dust-free boat factory here in Greenville. We can show you how a Grady-White is made from stem to stern. Then you can fully understand why Grady-White is the choice of knowledgeable, skillful boaters. Sooner or later, as a serious boater, I'll bet you'll own a Grady-White.

Happy boating.

Sincerely,

Eddie Smith, Jr.
President

How a well-made boat is made.


1.

The finish of the hulls and decks of any boat can be no better than the quality of the molds. At Grady-White, each mold is hand waxed to a high gloss before entering the spray booths.



2.

In the spray booths the very best NPG® gel coat is applied under dust free conditions. This insures a glossier, smoother finish.



3.

The mold is then covered with layers of fiberglass mat and woven roving, saturated with resin and rolled smooth by hand. The overlapped fiberglass layers in stress areas and the correct mixture of fiberglass to resin provides consistently strong decks and hulls.



4.

The stringers are glassed in place while the hulls are curing in the molds. This insures the hull will always retain its original shape.



5.

The finest, high density polyurethane foam is carefully sprayed into the hull and deck cavities for flotation. This foam adheres to the hull and deck surfaces adding extra structural strength and sound absorption.




6.

Because of the high degree of handcrafted work in the laminating area, our workers take their jobs seriously. Before the hulls and decks pass through the firewall into the assembly area, the same serious attention is given to a final lamination area quality control inspection. This inspection includes an examination of parts for blemishes, structural strength and craftsmanship.



7.

The assembly area is where all the parts, hundreds of them, come together to become individual boats. Work goes on steadily, but without the frantic pace associated with automobile factories or other high volume plants. Quality control checks each part, each installation.



8.

Not all boats we make are shipped right away. We work year round, not just during the boat buying season. Outside our building is a warehouse for over 250 boats stacked four high, each in its own berth. A Grady-White boat is never exposed to the elements during manufacture, storage or before being shipped to our dealers.



254 Kingfish

Centerline length 25'4"
Beam amidships 9'6"
Transom height 52"
Transom width 8'11"
Gunwale length 27'1"
Hull draft 19"
Weight (Single V-8) 5100 lbs.
Weight and dimensions are approximate and may vary.


Standard Features

Full fiberglass liner
Ventilating windshield with tempered glass
Sliding cabin windows with screens
Two fixed front cabin windows
Fabric covered foam bunk cushions
Five large under bunk storage compartments
Cabin liner side shelves
Deluxe nylon cabin headliner
Bow compartment rope locker
Forward cabin hatch with cushion seat
Galley storage cabinet
Stainless steel sink
Alcohol stove
Built-in icebox
Fold-up table
Cabin lamp
Four full size berths
Cabin step storage box
25 gallon water tank
Teak lockable cabin door with sliding access hatch
Bow lifting ring
Bow rail
Heavy-duty aluminum gunwale molding
Marinimum deck hardware
Recessed non-skid walkway around entire cabin
Side cabin handrails
Stainless steel steering wheel
Full instrument panel
Pedestal chairs, swivel and sliding
Horn
Large insulated storage or fish well with overboard drain
Helm and companion seat drink holders
Lockable side storage compartments adjacent to helm and companion seats with fishing rig holder racks
Self-bailing cockpit with non-skid fiberglass floor


Cockpit lights
125 gallon aluminum gas tank
Rod racks
Side storage shelves
Two removable aft storage wells
Center insulated aft storage well with overboard drain
Insulated engine box with built-in drink holders
Two bilge pumps; one automatic, one manual
BIA approved lighting and ventilation

Factory Options

Folding top and side curtains with boot
Drop curtain
Helm station cover
Motor box cushion (single and dual)
Windshield wiper(s)
Marine head
Rod holders (4) flush mounted marinium
Outrigger kit 15 feet
Full transom teak swim platform with ladder
Chair cover for pedestal chair
Chair gimbal(s)
Chain pipe deck fitting
Dockside power
Shipping cradle
Single engine options to 330 h.p.
Twin options available
Hydraulic trim tabs




Rod racks



Motor box cushion



Helm station



Instrument panel



Lockable side storage



Cabin interior, aft



Cabin interior, forward



Quarter berths



Insulated storage or fish well with overboard drain





240 Offshore

Centerline length 24'1"
Beam amidships 96"
Transom height 20" & 25"
Transom width 92"
Gunwale length 25'2"
Hull draft 16"
Maximum h.p. 280 h.p.
Weight 3225 lbs.
Weight and dimensions are approximate and may vary.

Standard Features

Full fiberglass liner
Ventilating windshield with tempered glass
Sliding side cabin windows
Fabric covered foam bunk cushions
Three large under bunk storage compartments
Cabin liner side shelves
Bow compartment rope locker
Forward cabin hatch with cushion seat
Starboard cabin storage shelves
Cabin lamp
Teak lockable cabin door
Bow lifting ring
Bow rail
Heavy-duty aluminum gunwale molding
Marinium deck hardware
Recessed non-skid walkway around entire cabin

Stainless steel steering wheel
Horn
Pedestal chairs, swivel and sliding
Two large insulated fish boxes or storage compartments under helmsman and companion seats with overboard drains
Cockpit lights
Two fish box seat cushions
Helm and companion seat drink holders
Self bailing cockpit with non-skid fiberglass floor
95 gallon aluminum gas tank
Rod racks
Side storage shelves
Two aft cockpit insulated bait boxes with overboard drains
Two battery storage compartments
Aft cockpit fold-down motor well bulkhead
25" single engine capability
20" twin engine capability
Automatic bilge pump
Removable stern light
Mechanical steering
BIA approved lighting and ventilation
Lockable helm station radio box




New hull configuration designed by Jim Wynne.

Factory Options

Folding top and side curtains with boot
Drop curtain
Helm station cover
Windshield wiper(s)
Marine head
Rod holders (4) flush mounted marinium
Outrigger kit 15 feet
Chair cover for pedestal chair
Chair gimbal(s)
Chain pipe deck fitting
55 gallon auxiliary gas tank
Steering cable connection kit/SS single
Steering cable connection kit/SS dual
Morse Mt. single binnacle control
Morse Mt. dual binnacle control



Aft fold down motor well bulkhead



Rod racks and aft bait wells

Lockable helm station radio box



Starboard cabin storage shelves

Two insulated fish boxes under helmsman and companion seats

241 Weekender

Centerline length	24' 1"
Beam amidships	96"
Transom height	49"
Transom width	92"
Gunwale length	25' 2"
Hull draft	16"
Weight (w/260 h.p.)	4460 lbs.
Weight and dimensions are approximate and may vary.	

Standard Features

Full fiberglass liner
Ventilating windshield with tempered glass
Sliding side cabin windows
Fabric covered foam bunk cushions
Three large under bunk storage compartments
Cabin liner side shelves
Bow compartment rope locker
Forward cabin hatch with cushion seat
Starboard cabin storage shelves
Cabin lamp
Teak lockable cabin door
Bow lifting ring
Bow rail
Heavy-duty aluminum gunwale molding
Marinium deck hardware
Recessed non-skid walkway around entire cabin
Stainless steel steering wheel
Full covered instrument panel
Horn
Pedestal chairs, swivel and sliding
Cockpit lights
Two large insulated fish boxes or storage compartments under helmman and companion seats with overboard drains
Two fish box seat cushions
Helm and companion seat drink holders
Self-bailing cockpit with non-skid fiberglass floor
95 gallon aluminum gas tank
Rod racks
Side storage shelves
Two removable aft storage wells
Insulated engine box with built-in drink holders
Automatic bilge pump
BIA approved lighting and ventilation
Lockable helm station radio box

Factory Options

Folding top and side curtains with boot
Drop curtain
Helm station cover
Motor box cushion (single and dual)
Windshield wiper(s)
Marine head
Rod holders (4) flush mounted marinium
Outrigger kit 15 feet
Teak swim platform with ladder, port side only
Full transom teak swim platform with ladder
Chair cover for pedestal chair
Chair gimbal(s)
Chain pipe deck fitting

Single engine options to 260 h.p.
Twin options available
Hydraulic trim tabs
55 gallon auxiliary gas tank
Aft deck fresh water sink




New hull configuration designed by Jim Wynne.



Cabin interior forward



Two removable aft storage wells



Cockpit aft



Cockpit forward

204-C Overnighter

Centerline length	20'4"
Beam amidships	96"
Transom height	20"
Transom width	94"
Gunwale length	21'10"
Hull draft	14"
Maximum h.p.	230 h.p.
Weight	2220 lbs.

Weight and dimensions are approximate and may vary.

Standard Features

- Ventilating windshield with tempered glass
- Sliding side cabin windows
- Non-skid fiberglass cockpit floor
- Stainless steel steering wheel
- Twin outboard capability
- Pedestal chairs, swivel and sliding
- Drink holder at helm station
- Self-bailing cockpit with two drains
- Two large insulated cockpit fish boxes with overboard drains
- Vertical cockpit rod storage holders
- Vinyl covered foam bunk cushions
- Three large under bunk storage compartments
- Fiberglass cabin liner
- Cockpit floor storage compartment
- Cabin lamp
- Teak lockable cabin door
- Opening bulkhead with built-in drink holders
- Deluxe nylon cabin headliner
- Recessed non-skid walkway around entire cabin
- Cabin side rails
- Bow rail
- Bow anchor locker with seat cushion
- Custom marinium deck hardware
- Heavy-duty vinyl gunwale molding
- 65 gallon aluminum gas tank with electric gauge
- Footrest storage box
- Two removable aft baitwells
- Removable stern light
- Mechanical steering
- Basic foam flotation
- Automatic bilge pump
- BIA approved lighting and ventilation

Factory Options

- Folding top and side curtains with boot
- Drop curtain
- Helm station cover
- Mooring cover
- Chair covers
- Windshield wiper(s)
- Horn
- Marine head
- Chair gimbals
- Bow lifting ring
- Four flush mounted rod holders
- Cockpit lights
- 15 foot outrigger kit
- Stern seat cushions and safety rails
- Steering cable connection kit/SS single
- Steering cable connection kit/SS dual
- Morse Mt. single binnacle control
- Morse Mt. dual binnacle control



Bow anchor locker with seat cushion



Two insulated cockpit fish boxes with overboard drains



Vertical cockpit rod holders

205 Gulfstream


Centerline length	20' 4"
Beam amidships	96"
Transom height	43"
Transom width	94"
Gunwale length	21' 10"
Hull draft	14"
Weight (w/140 h.p.)	3000 lbs.
Weight and dimensions are approximate and may vary.	

Standard Features

Ventilating windshield with tempered glass
Sliding side cabin windows
Non-skid fiberglass cockpit floor
Stainless steel steering wheel
Full instrument panel
Pedestal chairs, swivel and sliding
Drink holder at helm station
Self-bailing cockpit with two drains
Two large insulated cockpit fish boxes with overboard drains
Vertical cockpit rod storage holders
Vinyl covered foam bunk cushions
Three large under bunk storage compartments
Fiberglass cabin liner
Cockpit floor storage compartment
Cabin lamp
Teak lockable cabin door
Opening bulkhead with built-in drink holders
Deluxe nylon cabin headliner
Recessed non-skid walkway around entire cabin
Cabin side rails
Bow rail
Bow anchor locker with cushion seat
Custom marinium deck hardware
Heavy-duty vinyl gunwale molding
65 gallon aluminum gas tank
Footrest storage box
Starboard molded in aft baitwell with overboard drain
Port side aft deck molded in fresh water sink
Insulated engine box with built-in drink holders
Automatic bilge pump
Basic foam flotation
140 h.p. stern drive engine
BIA approved lighting and ventilation

Factory Options

Folding top and side curtains with boot
Drop curtain
Helm station cover
Mooring cover
Chair covers
Jump seats
Windshield wiper (s)
Horn
Marine head
Chair gimbals
Bow lifting ring
Teak swim platform with ladder, port side
Four flush mounted rod holders
Cockpit lights
15 foot outrigger kit
Engine options to 260 h.p.



Port side aft deck fresh water sink



Cockpit floor storage compartment



Cabin with sliding windows, vinyl covered foam bunk cushions, under bunk storage, lamp, teak lockable door and deluxe nylon headliner



Recessed non-skid walkway around entire cabin

204 Fisherman

Centerline length	20' 4"
Beam amidships	96"
Transom height	20"
Transom width	94"
Gunwale length	21' 10"
Hull draft	14"
Maximum h.p.	230 h.p.
Weight	1990 lbs.
Weight and dimensions are approximate and may vary.	

Standard Features

Tinted windshield with hand rail
Console with forward insulated ice box seat
Two built-in drink holders in console
Console storage compartment with lockable door
Console radio box with hinged plexi-glass door
Stainless steel steering wheel
Non-skid fiberglass cockpit floor
Self-bailing cockpit with two drains
Non-skid gunwale deck surface
Gunwale step pads
Pedestal chairs, swivel and sliding
Bow storage compartment
Forward compartment for storage or marine head

Two forward insulated fish boxes
Raised casting platform
Bow rail
Custom marinium deck hardware
Heavy-duty vinyl gunwale molding
Recessed rod storage compartments
80 gallon aluminum gas tank with electric gauge
Two removable aft bait wells
Removable stern light
Twin outboard capability
Mechanical steering
Basic foam flotation
BIA approved lighting and ventilation



Casting platform spray-hood and boot



Factory Options

Folding "Bimini" top and boot
Side curtains
Casting platform sprayhood and boot
Connector top to sprayhood
Casting platform privacy curtain
Console cover
Chair covers
Chair gimbals
Mooring cover
Insulated fishbox seat with backrest in place of pedestal chairs
Seat cover for optional fishbox seat
Stern seat cushions and safety rails
Horn
Marine head
15 foot outrigger kit
Vertical rod storage holders (6 rods)

Four flush mounted rod holders
Steering cable connection kit/SS single
Steering cable connection kit/SS dual
Morse Mt. single binnacle control
Morse Mt. dual binnacle control
Bow lifting ring
Cockpit lights
Automatic bilge pump



Folding Bimini top and boot



Raised casting platform



Insulated fish box seat with back rest



Center console with stainless steel steering wheel, tinted windshield, lockable storage compartment and radio box

212-C

Nassau

Centerline length	21' 2"
Beam amidships	96"
Transom height	43"
Transom width	83"
Gunwale length	22' 10"
Hull draft	14"
Weight (w/140 h.p.)	2800 lbs.
Weight and dimensions are approximate and may vary.	

Standard Features

Ventilating windshield with tempered glass
Cabin top handrails
Sliding cabin windows
Deluxe vinyl interior
Easy-care all-weather carpeting in cockpit
Stainless steel steering wheel
Instrument panel with tachometer, oil and temperature gauges, ampmeter and electric gas gauge
Cockpit cabinet with helmsman chair, icebox, work top, storage drawer and cabinet
Drink holder at helm station
Companion back-to-back sleeper seat
Cockpit floor storage compartment
Fabric covered foam bunk cushions
Three large under bunk storage compartments
Cabin liner shelf facers
Fresh water sink and storage cabinet in cabin
Removable aft bait wells
Side storage shelves
Fully padded deck coaming
Custom marinium deck hardware
Bow rail
Teak stern rail
Teak swim platform with ladder, port side
Aluminum gunwale molding with heavy-duty vinyl insert
Non-skid deck and walkway
Automatic bilge pump
Insulated fiberglass vinyl covered engine box
Aft sun lounge deck with removable cushions; convertible to jump seats
Two aft cockpit drink holders
Horn
Forward hatch
Teak lockable cabin door
Opening bulkhead with built-in drink holders
Cabin lamp
48 gallon aluminum gas tank



Standard Features

Fiberglass cabin inner liner
Footrest storage box
Deluxe nylon cabin headliner
140 h.p. stern drive engine
Basic foam flotation
BIA approved lighting and ventilation

Factory Options

Top and side curtains with boot
Aft curtain
Mooring cover
Windshield wiper(s)
Marine head
Aft deck fresh water sink
Bow lifting ring
Four flush mounted rod holders
Cockpit lights
15 foot outrigger kit
Engine options to 260 h.p.



Cockpit cabinet with helmsman chair, icebox, worktop, storage drawer and cabinet



Cabin with fabric covered bunk cushions, lamp, sliding windows, teak lockable door and deluxe nylon headliner



Aft sun lounge deck with removable cushions

212 Chesapeake

Centerline length	21'2"
Beam amidships	96"
Transom height	46"
Transom width	83"
Gunwale length	22'10"
Hull draft	14"
Weight (w/140 h.p.)	2850 lbs.
Weight and dimensions are approximate and may vary.	

Standard Features

Full fiberglass liner
Ventilating windshield with tempered glass
Non-skid fiberglass cockpit floor
Stainless steel steering wheel
Full instrument panel
Pedestal chairs, swivel and sliding
Fiberglass fish well in cockpit floor
Two insulated fish boxes or storage compartments under helmstand and companion seats with overboard drains
Two fish box seat cushions
Two insulated icebox or storage compartments adjacent to helmstand and companion seats with overboard drains
Vinyl covered foam bunk cushions
Cabin liner shelves
Bow compartment rope locker
Three large under bunk storage compartments
Helmstand side drink holder
Side storage shelves
Rod racks
Bow and side rails
Custom marinium deck hardware
Aluminum gunwale molding with heavy-duty vinyl insert
Non-skid deck
Removable aft bait wells
Automatic bilge pump
Insulated engine box with built-in drink holders
Horn
Sliding forward deck hatch
Teak lockable cabin door
Opening bulkhead with built-in drink holders
Cabin lamp
65 gallon aluminum gas tank
Footrest storage box
Deluxe nylon cabin headliner
140 h.p. stern drive engine
Basic foam flotation
BIA approved lighting and ventilation

Factory Options

Top and side curtains with boot
Aft curtain
Mooring cover
Chair covers
Jump seats
Windshield wiper(s)
Marine head
Teak swim platform with ladder, port side
Aft deck fresh water sink
Back-to-back sleeper seat, companion side
Bow lifting ring
Four flush mounted rod holders
Chair gimbals
Cockpit lights
15 foot outrigger kit
Engine options to 260 h.p.




Vista top



Insulated fish box or storage compartments under helmstand and companion seats with overboard drain



Fresh water sink in aft deck with overboard drain



Rod racks



Cabin with vinyl covered foam bunk cushions, cabin liner shelves, lamp, deluxe nylon headliner and teak lockable door



Full fiberglass liner with non-skid cockpit floor



Removable fish well in cockpit floor



Insulated ice box or storage compartments adjacent to helmstand and companion seats with overboard drain





200 Dolphin

Centerline length	19'8"
Beam amidships	96"
Transom height	20"
Transom width	92"
Gunwale length	21'1"
Hull draft	14"
Maximum h.p.	210 h.p.
Weight	2000 lbs.

Weight and dimensions are approximate and may vary.

Standard Features

Full fiberglass liner
Non-skid fiberglass cockpit floor
Walk-thru tempered glass windshield with sliding forward hatch
Vinyl covered foam bunk cushions
Three large under bunk storage compartments
Cabin shelves
Bow compartment rope locker
Deluxe nylon cabin headliner
Cabin lamp
Teak lockable cabin door
Bow rail
Custom marinium deck hardware
Aluminum gunwale molding with heavy-duty vinyl insert
Stainless steel steering wheel
Pedestal chair, swivel and sliding
Companion back-to-back sleeper seat
Insulated fish box or storage compartment under helm seat
Fish box seat cushion
Molded-in storage tray with grab rail in front of companion seat
Five built-in drink holders
Glove box with lock
Fully padded deck coaming
Removable fish well in cockpit floor
Side storage shelves
Rod racks, portside
Built-in jump seats
Two aft under-seat storage compartments
48 gallon aluminum gas tank with electric gauge
Mechanical steering
Removable stern light
Teak swim platform with ladder, port side
Level foam flotation
BIA approved lighting and ventilation



Factory Options

Top and side curtains with boot
Aft curtain
Mooring cover
Windshield wiper(s)
Horn
Marine head
Pedestal chair (companion), swivel and sliding
Pedestal chair cover
Chair gimbal
Bow lifting ring
Cockpit lights
Four flush mounted rod holders
Automatic bilge pump
15 foot outrigger kit
Chain pipe deck fitting



Built-in jump seats with storage



Removable fish well in cockpit floor



Teak swim platform with ladder



Companion back-to-back sleeper seats

201 Marlin

Centerline length	19'8"
Beam amidships	96"
Transom height	44"
Transom width	92"
Gunwale length	21'1"
Hull draft	14"
Weight (w/140 h.p.)	2685 lbs.
Weight and dimensions are approximate and may vary.	

Standard Features

Full fiber glass liner
Non-skid fiberglass cockpit floor
Walk-thru tempered glass windshield with sliding forward hatch
Vinyl covered foam bunk cushions
Three large under bunk storage compartments
Cabin shelves
Bow compartment rope locker
Deluxe nylon cabin headliner
Cabin lamp
Teak lockable cabin door
Bow rail
Custom marinium deck hardware
Aluminum gunwale molding with heavy-duty vinyl insert
Stainless steel steering wheel
Full covered instrument panel
Pedestal chair, swivel and sliding
Companion back-to-back sleeper seat
Insulated fish box or storage compartment under helm seat
Fish box seat cushion
Molded-in storage tray with grab rail in front of companion seat
Helm seat and companion built-in drink holders
Glove box with lock
Padded deck coaming
Removable fish well in cockpit floor
Side storage shelves
Rod racks, portside
Aft molded recess for top storage
Removable aft baitwells
48 gallon aluminum gas tank
Bilge pump and blower
Insulated engine box with built-in drink holders
Removable stern light
Teak swim platform with ladder, port side
Basic foam flotation
140 h.p. stern drive engine
BIA approved lighting and ventilation

Factory Options

Top and side curtains with boot
Aft curtain
Mooring cover
Jump seats
Windshield wiper
Horn
Marine head
Pedestal chair (companion), swivel and sliding
Chair gimbal
Bow lifting ring
Aft deck fresh water sink
Cockpit lights
Four flush mounted rod holders
Automatic bilge pump
15 foot outrigger kit
Engine options to 260 h.p.
Chain pipe deck fitting



Molded-in storage tray with grab rail in front of companion seat



Cabin with vinyl covered foam bunk cushions, three under bunk storage compartments, teak lockable door, lamp, shelves, and deluxe nylon headliner



Insulated fish box or storage compartment with cushion under helm seat



192 Angler


Centerline length	19' 1"
Beam amidships	96"
Transom height	43"
Transom width	85"
Gunwale length	20' 9"
Hull draft	14"
Weight (w/120 h.p.)	2360 lbs.
Weight and dimensions are approximate and may vary.	

Standard Features

Bow rail
Non-skid deck area
Aluminum gunwale molding with heavy-duty vinyl insert
Step-thru windshield with tempered glass
Stainless steel steering wheel
Custom marinium deck hardware
Forward floor storage compartment
Full instrument panel
Glove box with lock
Teak drink holders for both forward facing seats
Helmsman pedestal chair, swivel and sliding
Back-to-back sleeper companion seat
Side storage shelves
Vinyl interior
Gunwale step pads
Non-skid vinyl floor covering
40 gallon aluminum gas tank
Insulated engine box with built-in drink holders
120 h.p. stern drive engine
Bilge pump and blower
Removable aft baitwells
Removable stern light
Basic foam flotation
BIA approved lighting and ventilation

Factory Options

Top and side curtains with boot
Aft curtain
Mooring cover
Jump seats
Windshield wiper(s)
Horn
Teak swim platform with ladder, port side
Bow lifting ring
Cockpit lights
Four flush mounted rod holders
Pedestal chair, swivel and sliding
Pedestal chair cover
Back-to-back sleeper seat (starboard side)
48 quart removable igloo insulated cooler with cushion seat
Chair gimbals
Automatic bilge pump
15 foot outrigger kit
Engine options to 260 h.p.



Floor storage compartment

185 Challenger

Centerline length	18'4"
Beam amidships	90"
Transom height	20"
Transom width	85"
Gunwale length	19'3"
Hull draft	12"
Maximum h.p.	170 h.p.
Weight	1390 lbs.
Weight and dimensions are approximate and may vary.	

Standard Features

Bow rail
Non-skid deck area
Aluminum gunwale molding with heavy-duty vinyl insert
Step-thru windshield with tempered glass
Electric gas gauge
Glove box with lock
Teak drink holders for both forward facing seats
Helmsman pedestal chair, swivel and sliding
Back-to-back sleeper companion seat
Side storage shelves
Vinyl interior
Non-skid vinyl floor covering
30 gallon aluminum gas tank
Swing-up table with built-in drink holders
Removable stern light
Mechanical steering
Level foam flotation
BIA approved lighting and ventilation
Stainless steel steering wheel

175 Duke

Centerline length	16'10"
Beam amidships	81"
Transom height	20"
Transom width	77"
Gunwale length	17'10"
Hull draft	12"
Maximum h.p.	125 h.p.
Weight	1190 lbs.
Weight and dimensions are approximate and may vary.	

175 Duke Standard Features

Bow rail
Non-skid deck area
Aluminum gunwale molding with heavy-duty vinyl insert
Step-thru windshield with tempered glass
Four built-in drink holders
Helmsman pedestal chair, swivel and sliding
Back-to-back sleeper companion seat
Vinyl interior
Non-skid vinyl floor covering
Side storage shelves
Built-in jump seats
Removable stern light
Mechanical steering
Level foam flotation
BIA approved lighting and ventilation
Stainless steel steering wheel
Glove box w/lock



Helmsman pedestal chair and removable cooler

185 Challenger Factory Options

Top and side curtains with boot
Aft curtain
Mooring cover
Pedestal chair, swivel and sliding port side
Back-to-back sleeper seat starboard side
48 quart removable igloo insulated cooler with cushion seat
Jump seats
Windshield wiper
Bow lifting ring
Cockpit lights
Horn
Stern swim ladder with fold-down extension
Four flush mounted rod holders
Automatic bilge pump
15 foot outrigger kit
Chair gimbal
Chair cover for pedestal chair

175 Duke Factory Options

Top and side curtains with boot
Aft curtain
Mooring cover
Pedestal chair, swivel and sliding port side
Back-to-back sleeper seat starboard side
Windshield wiper
48 quart removable igloo insulated cooler with cushion seat
Bow lifting ring
18 gallon aluminum gas tank with electric gauge
Horn
Cockpit lights
Stern swim ladder with fold-down extension
Automatic bilge pump
Chair gimbal
Chair cover for pedestal chair

185 Foreground 175 Background



183 Adventurer

Centerline length	18'4"
Beam amidships	90"
Transom height	20"
Transom width	85"
Gunwale length	19'3"
Hull draft	12"
Maximum h.p.	170 h.p.
Weight	1450 lbs.
Weight and dimensions are approximate and may vary.	

Standard Features

Bow rails
Bow seats with lockable ski storage below port side and insulated icebox below starboard side
Full bow bolsters
Aluminum gunwale molding with heavy-duty vinyl insert
Walk-thru windshield with tempered glass
Stainless steel steering wheel
Electric gas gauge
Glove box with lock
Seven built-in drink holders
Back-to-back sleeper seats
Fully padded deck coaming
Deluxe vinyl interior
Easy-care all-weather carpeting
30 gallon aluminum gas tank
Side storage shelves
Swing-up table with built-in drink holders
Jump seats
Removable stern light
Teak swim platform with ladder, port side
Mechanical steering
Level foam flotation
BIA approved lighting and ventilation

Factory Options

Top and side curtains with boot
Aft curtain
Pedestal chairs, swivel and sliding
Bow cover
Mooring cover
Windshield wiper
Horn
Cockpit lights
Four flush mounted rod holders
Automatic bilge pump
Chair cover for pedestal chair
Chair gimbal



Jump seats and swing-up table with built-in drink holders



Insulated icebox below starboard side bow seat



Bow seats with lockable ski storage below port side



184 Rogue

Centerline length	18'4"
Beam amidships	90"
Transom height	38"
Transom width	85"
Gunwale length	19'3"
Hull draft	14"
Weight (w/120 h.p.)	2260 lbs.
Weight and dimensions are approximate and may vary.	

Standard Features

- Bow rails
- Bow seats with lockable ski storage below port side and insulated icebox below starboard side
- Full bow bolsters
- Aluminum gunwale molding with heavy-duty vinyl insert
- Walk-thru windshield with tempered glass
- Stainless steel steering wheel
- Glove box with lock
- Seven built-in drink holders
- Full instrument panel
- Back-to-back sleeper seats
- Side storage shelves
- Deluxe vinyl interior
- Fully padded deck coaming
- Easy-care all-weather carpeting
- 30 gallon aluminum gas tank
- Deluxe upholstered motor box
- 120 h.p. stern drive engine
- Bilge pump and blower
- Teak stern rail
- Teak swim platform with ladder, port side
- Removable stern light
- Basic foam flotation
- BIA approved lighting and ventilation

Factory Options

- Top and side curtains with boot
- Aft curtain
- Pedestal chairs, swivel and sliding
- Bow cover
- Mooring cover
- Jump seats
- Windshield wiper(s)
- Horn
- Cockpit lights
- Four flush mounted rod holders
- Automatic bilge pump
- Engine options to 260 h.p.
- Chair cover for pedestal chair
- Chair gimbal



Deluxe upholstered motor box and optional jump seats



174 Pacer

Centerline length	16' 10"
Beam amidships	81"
Transom height	36"
Transom width	77"
Gunwale length	17' 10"
Hull draft	13"
Weight (w/120 h.p.)	2100 lbs.
Weight and dimensions are approximate and may vary.	

Standard Features

- Bow rails
- Bow seats with storage below
 - port side and insulated icebox
 - below starboard side
- Aluminum gunwale molding with heavy-duty vinyl insert
- Walk-thru windshield with tempered glass
- Stainless steel steering wheel
- Glove box with lock
- Seven built-in drink holders
- Full instrument panel
- Back-to-back sleeper seats
- Full padded deck coaming
- Deluxe vinyl interior
- Easy-care all-weather carpeting
- Side storage shelves
- 22 gallon aluminum gas tank
- Bilge pump and blower
- Deluxe upholstered motor box
- Removable stern light
- Stern swim ladder with fold-down extension
- 120 h.p. stern drive engine
- Basic foam flotation
- BIA approved lighting and ventilation
- Full bow bolsters

Factory Options

- Top and side curtains with boot
- Aft curtain
- Bow cover
- Mooring cover
- Jump seats
- Windshield wiper
- Horn
- Cockpit lights
- Automatic bilge pump
- Engine options to 170 h.p.



Insulated icebox below bow seat



173 Sprint

Centerline length	16' 10"
Beam amidships	81"
Transom height	20"
Transom width	77"
Gunwale length	17' 10"
Hull draft	12"
Maximum h.p.	125 h.p.
Weight	1200 lbs.
Weight and dimensions are approximate and may vary.	

Standard Features

- Bow rails
- Bow seats with storage below port side and, insulated icebox below starboard side
- Full bow bolsters
- Aluminum gunwale molding with heavy-duty vinyl insert
- Walk-thru windshield with tempered glass
- Glove box with lock
- Seven built-in drink holders
- Back-to-back sleeper seats
- Fully padded deck coaming
- Deluxe vinyl interior
- Easy-care all-weather carpeting
- Side storage shelves
- Built-in jump seats with padded armrests
- Removable stern light
- Stern swim ladder with fold down extension
- Mechanical steering
- Level foam flotation
- BIA approved lighting and ventilation
- Stainless steel steering wheel

Factory Options

- Top and side curtains with boot
- Aft curtain
- Bow cover
- Mooring cover
- Windshield wiper
- 18 gallon aluminum gas tank with electric gauge
- Horn
- Cockpit lights
- Automatic bilge pump



Built-in jump seats with padded arm rests



Bow seats and walk-thru windshield with tempered glass

203 Seville

Centerline length	19'8"
Beam amidships	96"
Transom height	44"
Transom width	92"
Gunwale length	21'1"
Hull draft	14"
Weight (w/170 h.p.)	2820 lbs.

Weight and dimensions are approximate and may vary.

Standard Features

AM/FM stereo & eight track tape player
 Lockable stereo compartment
 Top and side curtains with boot
 Horn
 Windshield wiper
 Cockpit lights
 Pedestal chairs
 Wrap around bench seats with under seat
 ski storage and insulated cooler
 Beverage storage cabinet with two sliding
 drawers
 Sink cabinet with icebox
 Deluxe upholstered motor box with drink
 holders
 Cushioned aft sun deck
 Instrument panel with tachometer,
 hourmeter, oil and temperature gauges,
 ampmeter, electric gas gauge, clock,
 speedometer, and trim gauge
 Stainless steel steering wheel
 Helmsman and companion consoles with
 deluxe accessory switch panel, drink
 holders, ash tray, cigarette lighter, and
 storage compartments
 Foot rest storage box
 Teak cockpit side rail
 Teak cockpit center floor
 Cockpit floor storage compartment with
 stowable table
 Teak swim platform with ladder, port side
 Walk-thru tempered glass windshield with
 sliding forward hatch
 Fiberglass cabin liner
 Fabric covered foam bunk cushions
 Three large under bunk storage
 compartments
 Cabin shelves
 Bow compartment rope locker
 Deluxe nylon cabin headliner



Standard Features (Cont.)

Cabin lamp
 Teak lockable cabin door
 Bow rail
 Custom marinium deck hardware
 Aluminum gunwale molding with
 heavy-duty vinyl insert
 Molded-in storage tray with grab handle in
 front of companion seat
 Enclosed top storage
 48 gallon aluminum gas tank
 Bilge pump and blower
 Removable stern light
 Basic foam flotation
 Engine options from 170 h.p. to 260 h.p.

Factory Options

Aft curtain
 Portable head
 Chain pipe deck fitting
 Automatic bilge pump
 Mooring cover
 Bow lifting ring
 Cockpit Tonneau cover
 Shipping cover



Cabin with fabric covered foam bunk cushions, lamp, shelves, under bunk storage, lockable door and deluxe nylon headliner



Seville features
 continued next page



Factory Options

CANVAS OPTIONS

High quality vinyl with corrosion resistant supporting bows. Fitted individually to each boat.

1. Rear seat cushions with safety rails.
Models 204, 204-C
2. Stylish jump seats
Models 174, 184, 185, 192, 205, 201, 212
3. Helm station cover. Models 204-C, 205, 240, 241 and 254.
4. Binnacle Controls
Models 204-C, 204, 240
5. Chain pipe deck fitting
Models 254, 240, 241, 212, 201, 200
6. Fresh water sink, located in place of bait well in aft deck, with overboard drain. Three gallon portable tank under sink. Hand pump.
Models 201, 212, 212-C and 241.
7. Top, side and aft curtain with bow cover.
Models 173, 174, 183, 184
8. Top, side and aft curtain
Models 175, 185, 192, 200, 201
9. Vista top and side curtains.
Models 204-C, 205, 212, 240, 241 and 254.
Models 204-C, 205, 240, 241 and 254 also available with drop curtains. Model 212 available with aft curtain.
10. Top, side and aft curtain.
Model 212-C
11. Mooring cover. Covers and protects the entire deck and interior of the boat.
12. Installed marine head. (Cabin application pictured.)
Models 254, 240, 241, 212, 212-C, 204, 204-C, 205, 201, 200.



Under seat storage with cooler

Under seat ski storage

Upholstered motor box and cushioned aft sun deck

Stowable table

Deluxe accessory switch panel and storage compartment



Water-filled 17 footer illustrates Grady-White foam flotation.



All prices and specifications subject to change. Grady-White Boats, Inc. reserves the right to discontinue models or change prices, specifications, materials, equipment, color or design at any time without notice and without incurring obligation.



GRADY-WHITE BOATS

P.O. Box 1527, Greenville, N.C. 27834
Visit Your Grady White dealer

